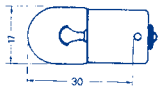


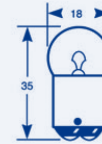
Lampadina a zoccolo attacco T10.
3W per art. 39.39150/39.39151
40.40902 12 V.
40.40904 24 V.



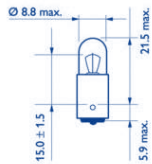
Lampadina a 2 poli, 10 W attacco BA 15d
per art. 40.40190/4080360/1/2
40.40901 12V
40.40903 24V



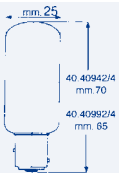
Lampadina a 1 polo, 10 W.
- Svan - Attacco BA 15s
40.40912 12 V.
40.40914 24 V.



Lampadina a 2 poli, 15 W. - Svan - Attacco BA 15d
per art. 40.40084/ 40.40707/8/10/12
40.40922 12 V. **40.40924** 24 V.

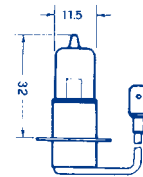


Lampadina a 1 polo, 5 W.
Attacco BA9s
40.40916 12 V



Lampadina originale olandese DHR a 2 poli, 25 W. -
Attacco BAY 15d con perni spostati, filamento verticale
40.40942 12 V. **40.40944** 24 V.

Lampadina a 2 poli, attacco BAY 15d con perni spostati
40.40932 12V - 10W **40.40934** 24V - 10W
40.40992 12V - 25W **40.40994** 24V - 25W



Lampada alogena H3 per art. 40.40310/32/62/432/322
40.40952 12 V. 55 W. **40.40954** 24 V. 70 W.

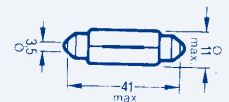


Lampadina alogena G4
40.40955 12 V 20 W **40.40956** 24 V 20 W
40.40957 12 V 10 W
40.40961 12 V 5 W

Lampadina a siluro SV 8,5, Ø mm. 11x36, 5 W
40.40959 12 V.
40.40960 24 V.



Lampadina a siluro Ø mm. 11x41, 10 W
40.40962 12 V.
40.40964 24 V.



40.40995 Lampadina dicroica 12V - 20W,
Ø mm. 35 per art. 40.40685/86



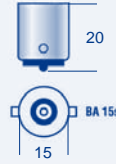
40.40907 Lampadina dicroica 12V - 20W,
Ø mm. 50 per art. 40.40108



Lampadina a siluro 10 W concava per fanali
Aqua Signal serie 25
40.20972 12 V. **40.20974** 24 V.

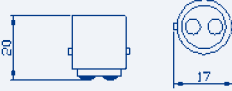

40.40433

Parabola 55 W (lampadina H3 12-24 V) per proiettori
 art. 40.40362/432. Dim. Ø mm. 110



Lampadina a 12 Led. Mono contatto BA 15S, 29 lumens,
 assorb. 1,3W. Dim. mm. H 53 x Ø 24,5.

40.90122 12 V

40.90124 24 V


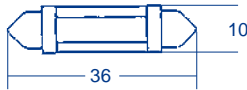
Lampadina a 24 Led. Doppio contatto BA 15D, indicata per
 fanali 360°, 49 lumens, assorb. 2 W. Dim. mm. Ø 34,5 x 65h.
 (E' equivalente ad una lampadina tradizionale da 25 W)

40.90102 12 V

40.90104 24 V


Lampadina a 24 Led. Doppio contatto BAY 15D, poli spostati, indica-
 ta per fanali 360°, 49 lumens, assorb. 2 W. Dim. mm. Ø 34,5 x 65h.
 (E' equivalente ad una lampadina tradizionale da 25 W)

40.90112 12 V

40.90114 24 V


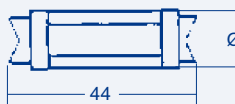
Lampadina a 6 Led SV 8,5, 12,5 lumens, assorb. 0,6 W
 (E' equivalente ad una lampadina tradizionale da 10 W)

40.90202 12 V

40.90204 24 V


Lampadina a 6 Led SV 8,5, 12,5 lumens, assorb. 0,6 W
 (E' equivalente ad una lampadina tradizionale da 10 W)

40.90212 12 V

40.90214 24 V


Lampadina a Led 12V concava per fanali AquaSignal serie 25

40.90308 8 Led, 16 lumens, assorb. 0,8 W, Ø mm. 10

40.90312 15 Led 360°, 30 lumens, assorb. 1,3 W, Ø mm. 20

40.90260 15 Led 360°, 30 lumens, 12V. assorb. 1,3 W


Lampadina a 18 Led, attacco G4, 35 lumens, ass. 0,92W, Ø mm. 31,5

40.90318 12V

40.90319 24V


Lampadina a 18 Led, attacco G4, 51 lumens, ass. 1,08W, Ø mm. 40

40.90322 12V

40.90324 24V